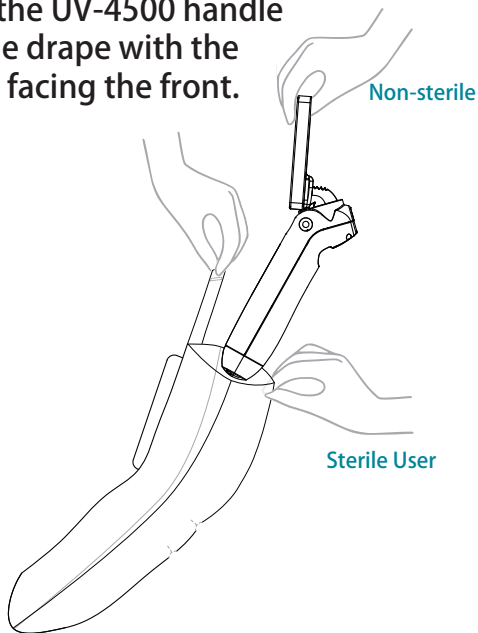


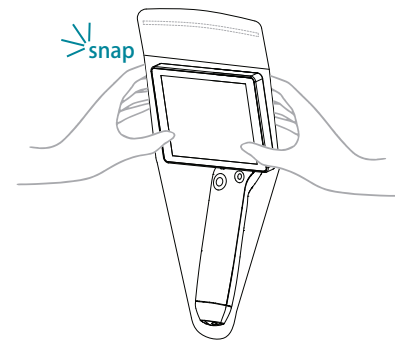
## Prep

Peel pouch and present drape to sterile user.

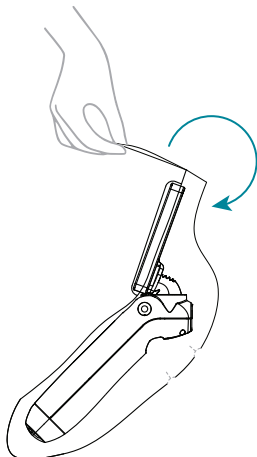
- 1** **INSERT INTO DRAPE**  
Insert the UV-4500 handle into the drape with the screen facing the front.



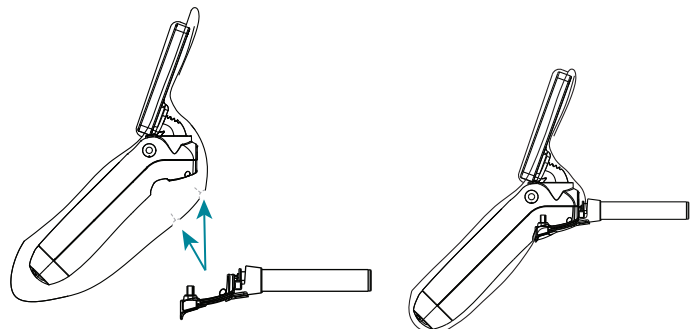
- 2** **SNAP TO SCREEN**  
Adjust the handle inside the drape so the screen fits into the hard shell screen cover. Secure firmly by pressing the cover until it snaps into place.



- 3** **CLOSE DRAPE COVER**  
Fold top edge over to the back of the drape and peel adhesive strip to close. Caution: Avoid touching handle through port cutouts.



- 4** **CONNECT TO CANNULA**  
Ensure port cutouts are aligned with handle connectors and connect the cannula. Be sure to maintain alignment during the connection process.



Verify the cannula is in properly connected and secured over the drape.